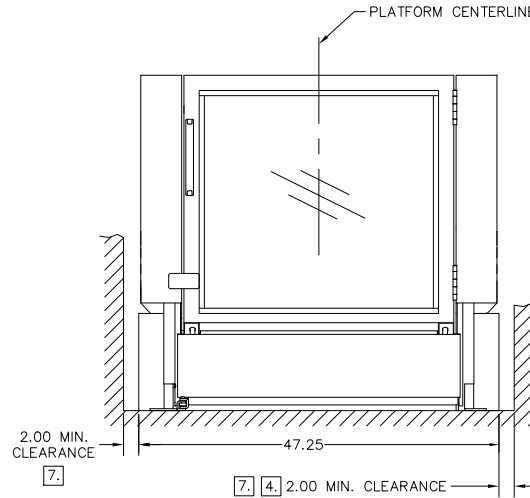


8 7 6 5 4 3 2 1

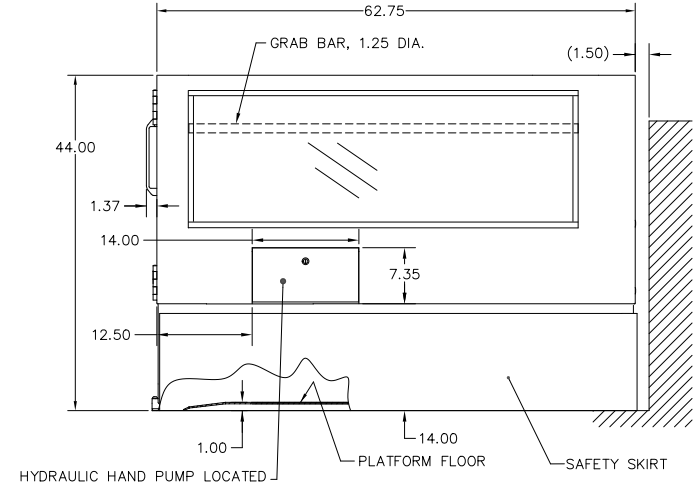
REVISIONS				
ZONE	LTR.	DESCRIPTION	DATE	APPROVED

NOTES UNLESS OTHERWISE SPECIFIED:

1. DESCRIPTION: ASCENSION VIRTUOSO 5460F MODEL SERIES VERTICAL WHEELCHAIR LIFT. STANDARD COLOR BLACK.
2. ELECTRICAL & CONTROLS:
 - 2.1 120 VAC, 60 HZ, SINGLE PHASE, 15 AMP MINIMUM SERVICE LINE.
 - 2.2 LANDING OPERATING CONTROLS PROVIDED IN 1.88" DEEP SINGLE GANG HANDY BOX FOR REMOTE MOUNTING.
 - 2.3 ALL CONTROL CIRCUITS POWERED BY 12 VDC SOLID STATE LINEAR POWER SUPPLY.
3. LIGHTING: STANDARD AND EMERGENCY LIGHTING TO BE PROVIDED BY OTHERS.
4. (SHEETS 1 & 3) INDICATED MINIMUM CLEARANCE (ON RIGHT SIDE ONLY) SHALL BE INCREASED TO 8.00" FOR HAND PUMP ACCESS WHERE STANDBY POWER OR BATTERY BACKUP IS NOT PROVIDED, AND FOR ALL INSTALLATIONS IN CALIFORNIA.
5. REINFORCED CONCRETE SLAB REQUIRED, 4" THICK, 3500 PSI, FLAT AND LEVEL WITHIN 1/2".
6. ANCHORS TO BE PROVIDED BY INSTALLER.
7. WHERE AN OBSTRUCTION OR SURFACE LOCATED WITHIN 12" OF PLATFORM PRESENTS A PINCHING, SHEARING, OR CRUSHING HAZARD, A SMOOTH CONTINUOUS SURFACE SHALL BE PROVIDED EXTENDING FROM LOWER LANDING TO 42" MINIMUM ABOVE UPPER LANDING.
8. (SHEETS 1 & 2) STANDARD GATE HINGING SHOWN; MIRROR GATES AND GATE DIMENSIONS ABOUT PLATFORM CENTERLINE AS NECESSARY FOR OTHER HINGE CONFIGURATIONS.



FRONT END ELEVATION [8]



RIGHT SIDE ELEVATION [4]

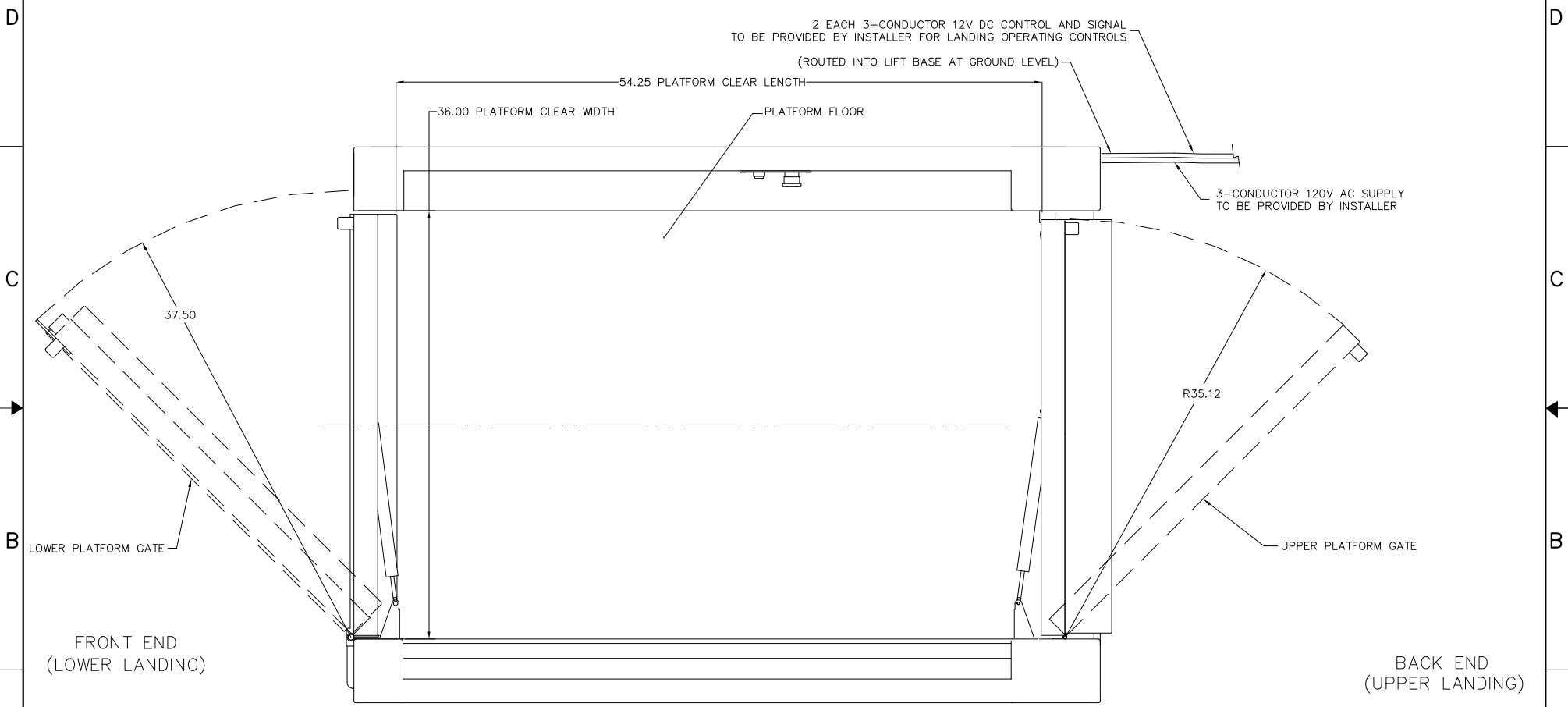
SEE SHEET 3

ASCENSION P/N: _____

INTERPRET DIMENSIONS AND TOLERANCES UNLESS OTHERWISE SPECIFIED: DECIMALS: .XX ±.05, .XXX ±.030 ANGLES: 0.5° DO NOT SCALE DRAWING		CONTRACT: _____ DRAWN: M. ONTIVEROS CHECK: E. ZUERCHER APPROVED: E. ZUERCHER MANUFACTURING: _____		DATE: 8-31-06 DATE: 9-5-06 DATE: 9-5-06		CGM CONTAINER CONTROLS, INC. P.O. BOX 40020 - TUCSON, ARIZONA 85717-0020		VERTICAL WHEELCHAIR LIFT ASSEMBLY		
PART NO.	NEXT FINAL QTY. REQD PER ASSY.	NEXT ASSY.	USED ON	SIMILAR TO	FACT. WT.	SALC. WT.	SCALE: 1/4"	FSCM NO. 08992	DWG. NO. VIRTUOSO 5460F	REV. P
APPLICATION							RELEASE-BAR	SHEET 1 OF 3		

8 7 6 5 4 3 2 1

REVISIONS				
ZONE	LTR.	DESCRIPTION	DATE	APPROVED



PLAN VIEW

GATE HINGE CONFIGURATIONS: **8**

- 1. STANDARD GATE HINGING: ALL GATES AS SHOWN.
- 2. OPPOSITE-HINGED LOWER PLATFORM GATE: MIRROR LOWER PLATFORM GATE ABOUT PLATFORM CENTERLINE.
- 3. OPPOSITE-HINGED UPPER PLATFORM GATE: MIRROR UPPER PLATFORM GATE ABOUT PLATFORM CENTERLINE.
- 4. ALL GATES OPPOSITE HINGED: MIRROR ALL GATES ABOUT PLATFORM CENTERLINE.

SIZE D	FSCM NO. 08992	DWG. NO. VIRTUOSO 5460F	REV. P
SCALE 1/4	RELEASE DATE	SHEET 2	FILE VIRTUOSO 5460F

DMAT 2/91 8 7 6 5 4 3 2 1

8 7 6 5 4 3 2 1

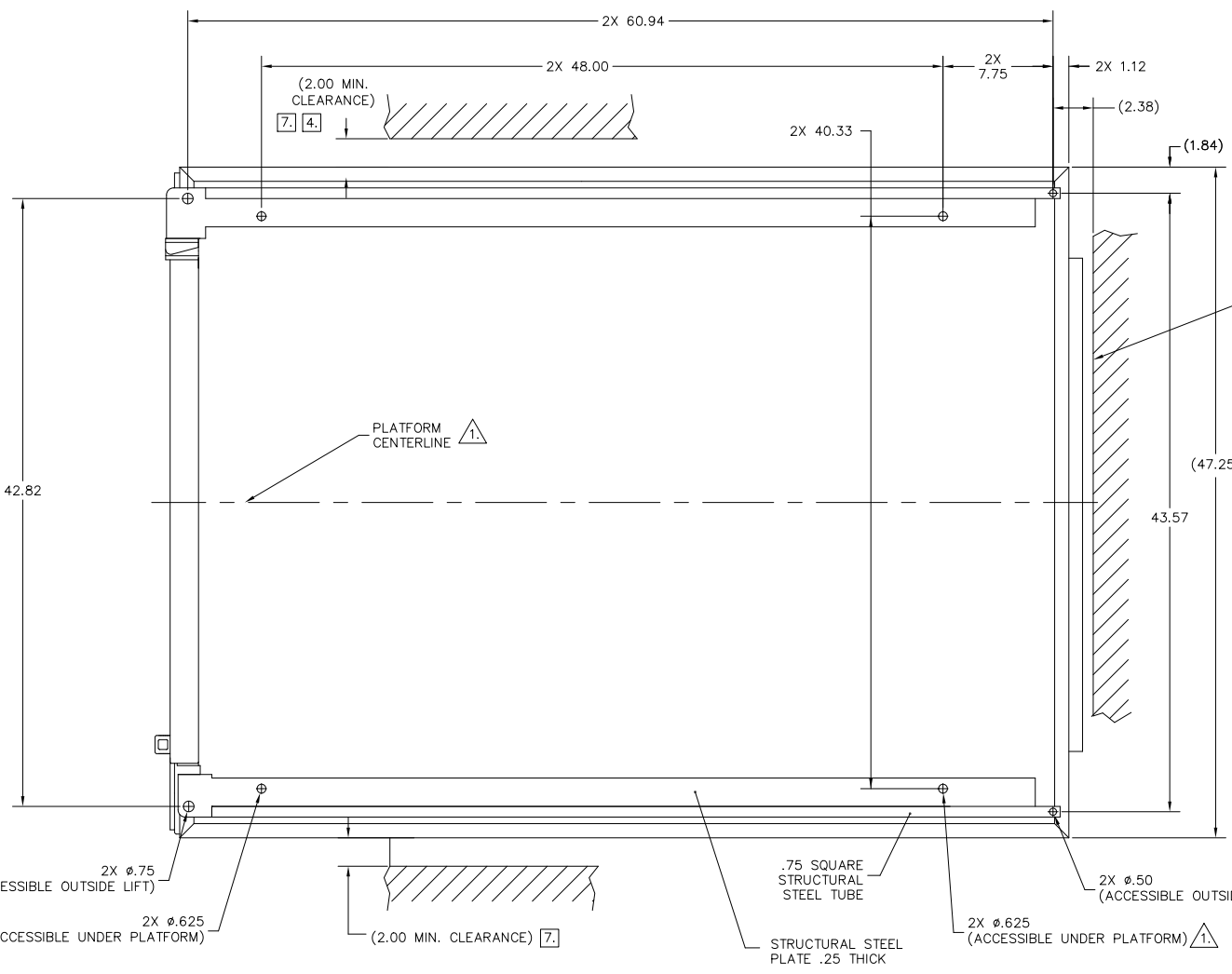
REVISIONS				
ZONE	LTR.	DESCRIPTION	DATE	APPROVED

D
C
B
A

D
C
B
A

FRONT END
(LOWER LANDING)

BACK END
(UPPER LANDING)



1. (ACCESSIBLE OUTSIDE LIFT)
 2X ϕ .75
 1. (ACCESSIBLE UNDER PLATFORM)
 2X ϕ .625

(2.00 MIN. CLEARANCE) 7.
 .75 SQUARE
 STRUCTURAL
 STEEL TUBE
 STRUCTURAL STEEL
 PLATE .25 THICK

2X ϕ .50 (ACCESSIBLE OUTSIDE LIFT) 1.
 2X ϕ .625 (ACCESSIBLE UNDER PLATFORM) 1.

VIEW A-A (BOTTOM VIEW)
 FROM SHEET 1

1. ANCHOR POINTS
 SYMMETRIC ABOUT PLATFORM CENTERLINE

SIZE D	FSCM NO. 08992	DWG. NO. VIRTUOSO 5460F	REV P
SCALE 1/4	RELEASE DATE	SHEET 3	FILE VIRTUOSO 5460F

DMAT 2/91 8 7 6 5 4 3 2 1